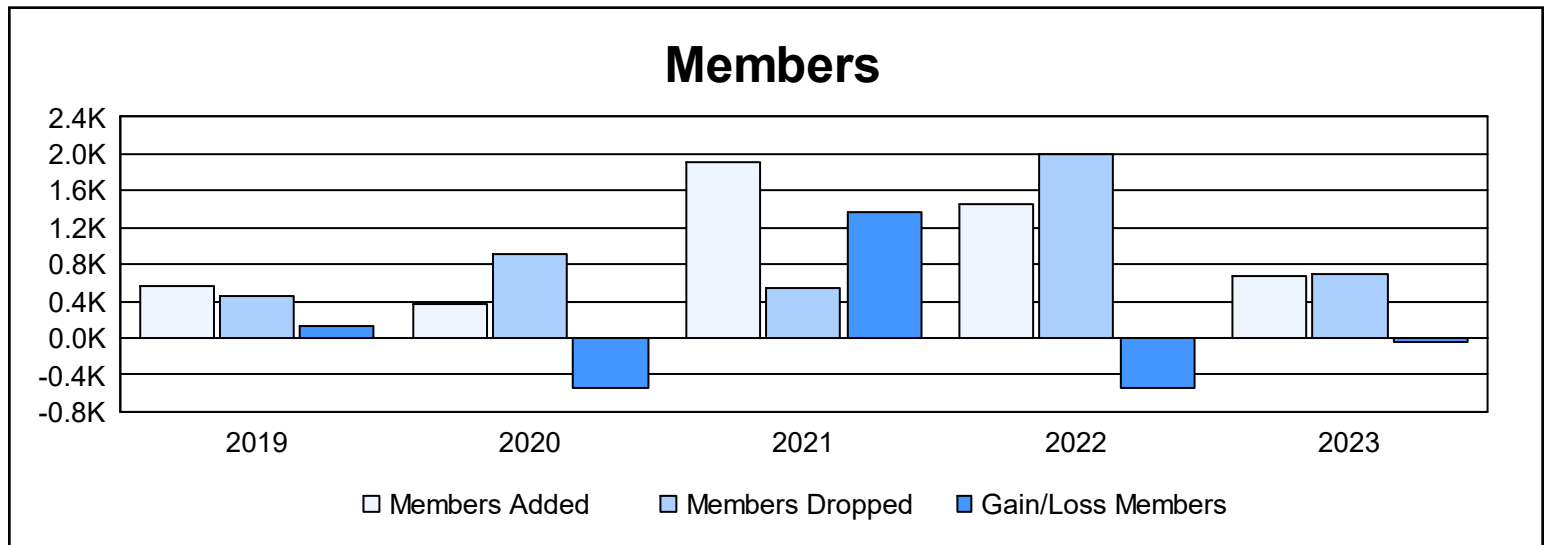
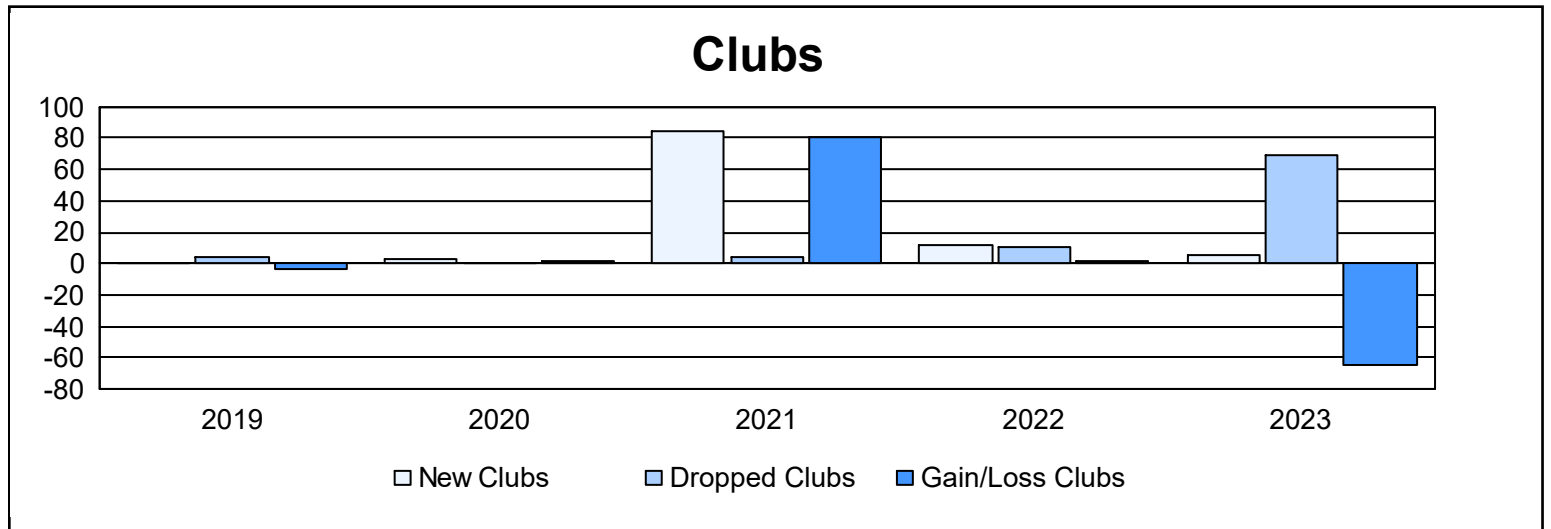
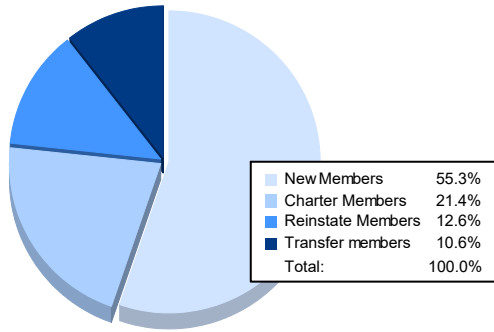


Year	New Clubs	Dropped Clubs	Gain/ Loss Clubs	New Members	Charter Members	Reinstate Members	Transfer Members	Total Member Added	Total Members Dropped	Gain/ Loss Members
2018-2019	1	4	-3	467	63	36	8	574	452	122
2019-2020	3	1	2	51	137	177	3	368	911	-543
2020-2021	84	4	80	295	1,605	12	3	1,915	546	1,369
2021-2022	12	10	2	777	515	56	106	1,454	2,004	-550
2022-2023	5	69	-64	369	143	84	71	667	703	-36
Average	21	18	3	392	493	73	38	996	923	72



Membership Composition June 2023 Cumulative



Gender Composition June 2023 Cumulative

